

**Superintendent's Report to the Community
November 2011**



Report on 2010-11 Progress



**Regional School Board
NOVA SCOTIA, CANADA**

MESSAGE FROM THE SUPERINTENDENT

Dear families, students and community members;

I am delighted to provide the second annual Superintendent's Report to the Community, a report which gives you a glimpse at South Shore Regional School Board's (SSRSB) student achievements, unique programs, school construction projects and the Board's financial information. If any part of this report is of particular interest to you, please contact your local school, or the Board Office, for more information.

The SSRSB Annual Plan outlines goals, priorities and outcome measures which guide us as we continue to improve. Following last year's success, we have again identified specific student achievement targets for mathematics and literacy, continuing to track our progress in these areas compared to the provincial standards.

During the past few years, we have increased the level of service to students and added new programs that respond to their needs, interests and strengths. Despite the challenges faced by the "back to balance" initiative by the provincial government, we continue to provide the most inclusive and comprehensive programming possible for SSRSB students. We are committed to improving access to regional programs, and will continue to do more work in this area, within the scope of reductions at regional level.

As with all professionals, educators continuously reflect on their practice and attend to their own professional learning. In order to advance effective teaching, ultimately improving student achievement, it is essential that all teachers participate in a cycle of reflection, learning and professional improvement. The impact on student achievement when teachers are effective is significant. For that reason, we continue to provide opportunities to ensure teachers reach their full potential with an increased focus on school-based professional learning.

Regards,



Nancy Pynch-Worhtylake
Superintendent of Schools

PROGRAMS & STUDENT SERVICES

COMMUNITY BASED LEARNING

Community Based Learning (CBL) provides enables students to earn their high school diploma with their peers, while gaining hands-on, real-life experiences. Various programs are offered in Grades 10-12

South Shore SchoolsPlus

...is part of the province's Child and Youth strategy "Our Kids Are Worth It." The vision for SchoolsPlus is that schools become a convenient place for services to be delivered to families. In addition to annual funding, South Shore SchoolsPlus received a \$15,000 grant from the Department of Justice for a harassment awareness and prevention project.



Restorative Practices
Parent Training (2010)

Options & Opportunities (O2)

...aims to prepare high school students for community college education and/or entrance to the workforce. With 58% of Nova Scotia high school graduates entering the workforce directly out of school, the O2 program is a perfect fit for schools in our region.

Cooperative Education


...allows students to earn a credit or half-credit with workplace experience in their community. They explore the career choices available and develop the knowledge, skills and attitudes required for future success.

Other CBLs

- Building Futures for Youth
- Skilled Trades Exploration Programs
- Service Learning
- Community Placements

Grade 9 Project-Based Learning

Grade 9 is a critical transition year in learning and a foundation year for senior high. In keeping with our Board's priorities, we have particularly focused on student engagement at this grade level to implement an interdisciplinary, project-based learning approach to education. Modules may include Global Issues, Interpretation of Media, Canadian Art, Film a la Fiche, Web 2.0 Design, Social Justice, Leadership, etc.



STUDENT SERVICES

Guidance Support is available in all schools, with an emphasis on comprehensive guidance programs and the connection with existing programs, helping to promote the Board's efforts for healthy and safe schools. There is a focus on individual schools developing a guidance program that meets the needs of all students.

PATHS[®] Promoting Alternative Thinking Strategies

...facilitates the development of self-control, positive self-esteem, emotional awareness, and interpersonal problem-solving techniques. In 2010 we became partners in the SEAK (Socially and Emotionally Aware Kids) initiative in an effort to engage in a more comprehensive evaluation of the PATHS intervention and promote its continued use which was extended to Hebbville Academy in 2010-2011.

Details to the right are the most up-to-date program results.

“My daughter has shown amazing improvement with being able to talk about how she feels instead of acting out.”

- Grade 1 parent

PATHS Results

School One (P-6)

Aggression/ Disruptive Behaviour	↓	39%
Concentration/Attention	↑	21%
Social & Emotional Competence	↑	27%

School Two (P-6)

Aggression/ Disruptive Behaviour	↓	20%
Concentration/Attention	↑	31%
Social & Emotional Competence	↑	34%

School Three (P-5)

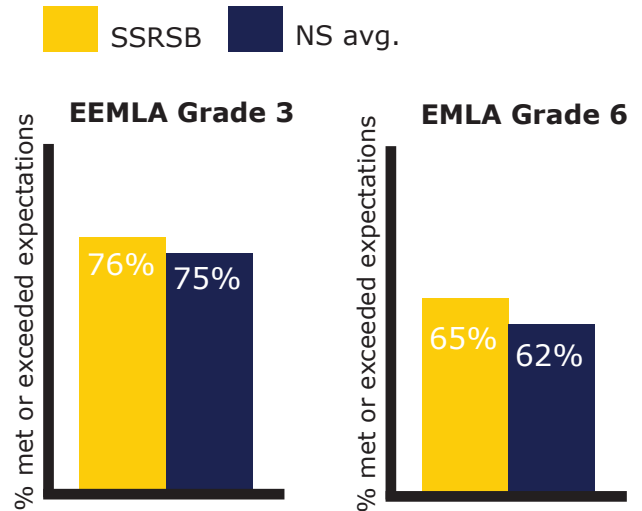
Aggression/ Disruptive Behaviour	↓	2%
Concentration/Attention	↑	22%
Social & Emotional Competence	↑	17%

Mathematics

Student achievement in mathematics continues to be a primary goal. In 2010-11 75% of SSRSB students who wrote the early elementary mathematics literacy assessment in grade 3, met or exceeded provincial expectations, compared to 75% for the province. In addition, 65% of our students who wrote the elementary mathematics literacy assessment in grade 6, met or exceed provincial expectations, compared to 62% for the province. In both cases, we were above the provincial average, but we still have work to do.

In 2010-11 we aimed to:

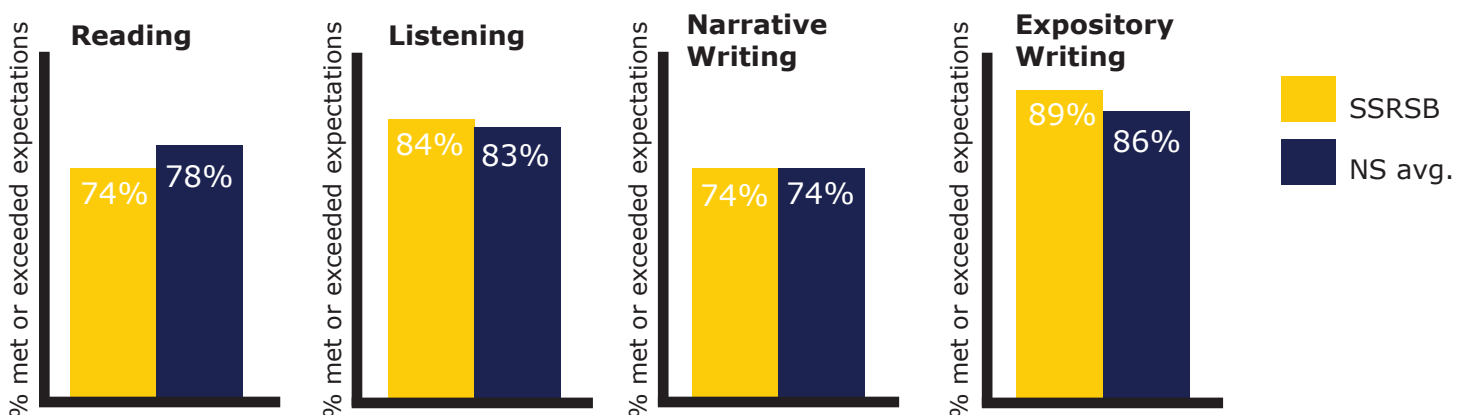
- Analyze Department of Education assessments from Grades 3, 6 and 12, as well as report card marks at the middle level to determine achievement trends. Use these data to set targets and develop strategies for improvement.
- Continue to provide mathematics support through math mentors.
- Provide school-specific professional development on assessment and increase collaborative time at the middle level to improve instructional practice.



Literacy

SSRSB continues to implement Board-level literacy assessments including Supporting Early Literacy Learners (SELL) and Extended Support for Early Literacy Learners (EXSELL) along with provincial assessments. Succeeding in Reading is up and running well in our Board, thanks to the leadership provided by regional staff, and dedicated teachers.

Below are graphs showing results for 2010-11 grade three assessments. In 2010-11 SSRSB students maintained achievement in the area of writing, but have decreased in the area of reading accomplishment, which is mirrored in the provincial data and not unique to our Board.



TECHNOLOGY INTEGRATION



NS Virtual School

Distance education is facilitated in the province via the Nova Scotia Virtual School. This provides access to courses not offered at the school board. SSRSB currently has six students who participate in distance learning courses, offered by teachers in other school boards. Online course offerings will be noted in the high school course selection booklets for 2012-13 which should increase participation.

Technology Integration Plan



SSRSB is committed to enhancing student engagement through the use of technology in our classrooms. We support information technology initiatives to enhance student engagement, achievement and the overall educational experience. SSRSB staff continues to implement key change strategies, including the wireless plan, the Virtual Learning Project, iNSchool development and software upgrades, which are essential elements of 21st century learning

iNSchool



In 2010-11 teachers and administrators in phase 1 of the iNSchool project carried out excellent work implementing the new student information system. The implementation of iNSchool Phase 2 for all remaining SSRSB schools began in the Spring and was launched in September 2011. Families and teachers can access direct links to the PowerSchool portals from the Board website: **ssrsb.ca**

Radon Mitigation



In 2010, long term radon testing was carried out at several SSRSB schools as part of a Transportation and Infrastructure Renewal program. Initial testing indicated that areas at exceeded new Health Canada Guidelines which lowered the limit from 800 to 200 B/m³.

The school board undertook follow-up short term testing to provide more accurate readings and confirmed that some areas did exceeded guidelines.

While Dr. Strang, NS Chief Public Health Officer said "There is no immediate health risk for students, teachers and staff", the SSRSB carried out remediation work to lower the radon to acceptable levels. The installation of a radon mitigation system was completed in August 2011.

CAPTIAL PROJECTS

Capital Projects add much more to schools than bricks and mortar. With the completion of each project students are given a better learning and growing environment.

Below are some projects which have taken place in 2010-11:

Wireless Access



A program is underway to install full wireless access in all 7-12 schools at SSRSB.

Wireless access points and a controller have been purchased and installation will begin with New Germany Rural High School.

Energy Efficiency Updates



The board continues to look for ways to improve energy efficiency in schools. The most recent project installed energy efficient lighting in 10 school gymnasiums with financial assistance from Efficiency Nova Scotia.

This project is not only saving energy but is also providing much improved lighting.

School Utilization Meetings

The SSRSB elected Board has chosen to undergo seven School Utilization Meetings in the South Shore. The meetings were held in October and November 2011 at various schools across the Board. These meetings were open to SACs, Home & Schools and Student Leaders. In addition, MLAs and a representative of Municipal and Town Councils were invited to each meeting.

Upon completion of these meetings, a report will be brought to the Board. The elected Board will determine whether one or more systems should be examined in more depth.



BLUENOSE

Update

Coming Soon...

The construction of Bluenose Academy officially began in October 2010 with a sod turning event at the building site. Heavy rains experienced in the fall of 2010 caused delays in completing site work and construction of concrete footings and slabs. The resulting impact on the construction schedule is estimated between six to eight weeks, with March 2012, as the anticipated opening date.

MOSAIC DESIGN

This summer, artists were invited to submit designs for a mosaic to be installed in the foyer of the new Bluenose Academy in Lunenburg.



Students from Primary to Grade 9 from Lunenburg Academy and Centre Consolidated gathered at Centre to vote on the mosaic choices.

Scott Conrad of Lunenburg, Nova Scotia, was announced as the winner, his design will be permanently installed in the floor of the foyer of the new Bluenose Academy building. Students, staff, families and community members have laid tiles under the leadership of a small group of dedicated parents

SCHOOL COLOURS

Royal Blue & Black have been chosen for Bluenose Academy school colours. The chosen colors will be used on all school attire including sports teams, student t-shirts, hats, band uniforms etc.

Black and Blue

SC10 - Design 1
Back View: 



Blue and Black

SC10 - Design 1
Back View: 



Next Steps:

Identifying a School Team/Club Name
School Logo Design

TRANSPORTATION

Option Areas Eliminated

Transportation staff continues to review and revise bus routes. The aim is to provide quality services that is as efficient as possible.

Three areas where families has options of which school to attend have been claified, with the options removed.



New Speed Limits in School Zones

The province introduced legislation on November 2 to reduce speed limits in school areas, this would go into effect in fall 2012. Speed limits in school areas will be reduced from 50 kms/hour to 30 kms/hour in school areas where the surrounding speed zone is 50 kms/hour. In school areas where the surrounding speed zone is higher, the speed limit will remain 50 kms/hour.

SSRSB Transportation Receive Award

The South Shore Regional School Board received the Gold Nova Scotia Pupil Transportation Achievement Award for the second year in a row from the provincial government. The awards are presented for exceptionally high scores in a number of safety and performance related areas.

Evaluations are conducted on a points system with inspectors looking at driver training, accident reporting and frequency, fleet preventative maintenance, fleet body maintenance, stops per mile/ luggage and passenger loads, trip inspection and hours of work, garage cleanliness and safety practices and finally bus cleanliness and appearance.

In addition to the Gold Award, the South Shore Regional School Board achieved the best score for the least number of defects found during the Nova Scotia Utility and Review Board mechanical inspections which are performed twice per year on every bus.



L-R: Denise Crouse, Gilbert Jackson, Nancy Pynch-Worthylake, Norm Stableford, Peter Howitt, Natalie Aisthorpe

The Stats...



88
Buses...

Transporting
6,300
Students

Over
12,600
Kilometers

FINANCIAL STATEMENT

	2009-10 Actual	2010-11 Actual	2011-12 Budget
Revenue			
Province of Nova Scotia	54,198,996	60,407,077	54,312,800
Government of Canada	164,992	329,733	316,200
Municipal Contributions	15,097,300	15,218,223	15,450,800
Other Revenues	582,089	800,780	683,575
Capital Revenue Recognition			
Transfer from Reserves/Surplus	0	0	
School-Generated Funds	3,351,538	2,665,910	3,200,000
Total Revenue	73,394,915	79,421,723	73,963,375
Expenditures			
Board Governance	274,507	272,412	271,038
Regional Management	2,277,241	2,371,480	2,105,043
School Management & Support	7,364,096	7,690,208	6,865,077
School Instruction & School Services	33,513,629	32,787,030	32,263,579
Student Support Services	9,186,074	9,845,015	9,662,011
Student Transportation	5,524,123	6,077,647	6,353,482
Property Services	8,957,003	13,528,401	8,922,991
Other Programs	3,078,557	3,459,978	3,999,426
Adult & Community Ed	295,084	298,957	320,728
Transfer to Reserves/Surplus			
School-Generated Funds	3,267,142	2,614,921	3,200,000
Defined Benefit Pension Plan	38,300	390,400	
Total Expenditures	73,775,756	78,564,649	73,963,375
Annual Operating Surplus (Deficit)	(380,841)	857,074	
Opening Accumulated Unrestricted Surplus	576,101	149,164	
Closing Accumulated Unrestricted Surplus	149,164	394,949	